

CAREER LIFE PLAN



PORTFOLIO CHECKLIST

A [Career Life Plan](#) is a comprehensive education, career and life plan that documents your unique learning needs, interests, aspirations, and accomplishments.

In order to graduate, each student will be expected to showcase evidence (preferably in a myBlueprint Portfolio) in the following areas:

THINKING ABOUT POTENTIAL CAREER PATHWAYS:

- Create a goal to show preparation for life beyond high school
- Develop an action plan to work towards a career pathway
- Create a financial plan that considers life beyond high school

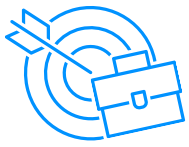
EXPLORING POTENTIAL CAREER PATHWAYS:

- Completion of the five assessments in myBlueprint include Learning Styles, Personality, Interest Survey, Knowledge, and Motivation
- Identify two or more career life pathways of interest
- Identify post-secondary pathways connected to a career life plan

EXPERIENCING POTENTIAL CAREER PATHWAYS:

- Develop resume writing skills
- Develop cover letter writing skills
- Engage in an interview opportunity
- Participate in authentic career connected experiential learning opportunity
- Engage in a student led conference of the completed career life plan





GRADE 12

CAREER LIFE PLAN



PORTFOLIO CHECKLIST



THINKING

- Create a personal Goal in myBlueprint called “Preparing for Next Year” and create a broken-down Task list as to how you will prepare for your next year. Add your action plan to your portfolio.



Include the following reflection:

What do you need to do? What may be some unexpected challenges you may experience? How will you adjust and/or overcome these challenges?

- Visit the Money section of myBlueprint and refine your financial budget related to your career/life plan. Add your updated budget to your portfolio.



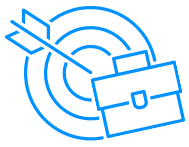
Include the following reflection:

What if any adjustments do you need to make to your budget?
How will you overcome financial challenges should they arise?
How will this impact your planning?



Pro Tip: Use **filters** to help narrow down your search results in the Occupation and Post-Secondary features of myBlueprint!





GRADE 12

CAREER LIFE PLAN



PORTFOLIO CHECKLIST



EXPLORING

- Add a Journal Box to your portfolio and explain your current professional network.



Include the following reflection:

Who can you access for support? Who can be a reference for you?
Who are your career/life plan contacts? What have you learned about the importance of networking relationships?

- Search the occupations listed in the Work section of myBlueprint and favourite at least one new profession of interest.
- Add your favoured occupation(s) to your Career Life Plan portfolio.



Include the following reflection:

How would you achieve this career?
How would you prepare for potential challenges?

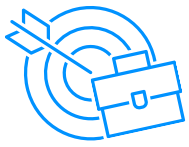


- Search the Post-Secondary section of myBlueprint and favourite at least one new pathway of interest.



Pro Tip: Use the **Compare** feature to review your favourite occupations and post-secondary programs within myBlueprint





GRADE 12

CAREER LIFE PLAN



PORTFOLIO CHECKLIST

- Add your favoured post-secondary pathway(s) of interest to your portfolio.



Include the following reflection:

Explain your pathway choices and how they will help you achieve your career/life plan.




EXPERIENCING

- Go to the Work section of myBlueprint and update your Resume. Add two new achievements. Ensure your Resume includes at least 5 skills and abilities, 2 areas of interest, 2 extra-curricular activities, an objective, and any experiential activities (i.e., volunteering, paid work, site visits, virtual opportunities, conversations or work-integrated learning experiences). Add your Resume to your portfolio.



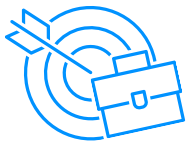
Include the following reflection:

How has your Resume changed?
How have you grown? What will be your plan for continued updates?



Pro Tip: Use **Tags** (e.g., “grade 12”) in your myBlueprint Portfolio to organize your content by the year you added it!





GRADE 12

CAREER LIFE PLAN



PORTFOLIO CHECKLIST

- Add a Journal Box to your portfolio and share details about a career-connected experiential learning / real-world opportunity you have had in an area of interest. (Volunteering, part-time job, Co-op, post-secondary visits, job site visits, work-integrated learning, Centres of Excellence, etc.,)



Include the following reflection:

How does this experience help inform your career/life plan?

- Use the Slideshow mode in the top right corner of your portfolio to present your Career Life Plan.
- Add a Journal Box to your portfolio and reflect on your experience from the Career Life Plan presentation.



Include the following reflection:

Complete a self-assessment of your portfolio and presentation. Reflect on your career/life portfolio and all you have learned about yourself. What are you most proud of?



Pro Tip: When adding new boxes to your Portfolio, use the [Add Media](#) option to include reflections in audio or video format!

